


Hanham Methodist Church



# Easter Activity Pack



# Hanham Methodist Church

**Church is more than just a building.**  
Even though we can't meet together, we  
can still learn, pray, worship, sing, dance  
and **celebrate** the love of God.

This pack contains craft ideas and activities  
that will help you to get messy at home!

We would **LOVE** to see what you create,  
so why not send us pictures of your  
creations.



Hanham Messy Church



hanhammessychurch@gmail.com




# The Easter Story

At Passover, Jesus and his twelve disciples celebrated together with a meal. Jesus broke bread and said 'this is my body, when you eat it, think of me.' After that he poured wine and said 'this is God's new promise, remember me when you drink it.' The Disciples didn't understand, but they shared in the bread and wine.



While they were eating, Jesus said that one of his friends would betray him. Judas left the table. Jesus then got water and washed his disciples feet, saying that they should love each other as Jesus loved them. After the meal, Jesus went to a garden with Peter, James and John. Jesus went to pray, and the other 3 fell asleep. Jesus prayed. He asked God to keep him safe, but said that he would do what God needed him to do. As Jesus and his friends left the garden, some soldiers stopped them. Judas told the soldiers which one was Jesus and they took Jesus away. Everyone was very scared.



## Hanham Methodist Church

The soldiers took Jesus to Pontius Pilate, who was in charge of the Romans. After talking to his people, he decided that Jesus should be killed, because the people did not like the way Jesus talked about God. He ordered Jesus to be crucified. The soldiers put a crown of thorns on Jesus' head and nailed him to a cross. Jesus was in a lot of pain, but said 'Father, forgive them, they know not what they do.' Jesus died. Jesus was buried in a small cave and a rock was placed in the opening.

On Sunday morning, a few days later, several women went to the place where Jesus had been buried. The rock had been rolled away and the tomb was empty! They saw an angel who told them that Jesus was alive! The women ran to tell everyone the news. On the same day, 2 of Jesus' disciples were walking along the Road to Emmaus, they were talking about Jesus being killed. Jesus joined them on the road, but they did not recognise him. They asked Jesus if he would join them for supper and when he took the bread and broke it, they realised it was Jesus! They were so happy, Jesus was alive!



# Easter Cross

Jesus died on a cross to save us. The cross is an important symbol that helps us remember the real meaning of Easter


## What you need:

- Paper or card
- Glue / sticky tape
- Yellow paint **OR** colouring pens



## Instructions:

1. Cut out a cross and a hill shape from some paper  
*If you don't have coloured paper, you could use colouring pens, or cut up an old magazine.*
2. On a sheet of white paper, make a yellow handprint to look like the rays of the sun  
*You could use paint and get messy, or use colouring pens to draw around your hand.*
3. Once everything is dry, stick your hill and cross onto the paper.





# Easter Biscuit

This biscuit craft represents the empty tomb that showed Jesus had risen.


## What you need:

- Green icing
- Digestive or rich tea biscuit
- Jammy biscuit
- Chocolate egg
- Sprinkles



## Instructions:

1. With an adult's help, cut the bottom edge off your jammy biscuit
2. Cover your other biscuit with icing and stick the jammy biscuit on top
3. Place your chocolate egg next to the jammy biscuit
4. Add sprinkles if you wish



# Easter Flower

When we see spring flowers, it is a good reminder of new life! Jesus gives us new life! You can make flowers of every type and colour! Why not make a whole bunch?




## What you need:

- Paper or card
- Cupcake case
- Lolly stick / straw / card
- Glue / sticky tape

## Instructions:

1. Cut out a flower shape
2. Stick your stem onto the back
3. Stick the cupcake case to the front
4. Decorate as you wish!



# Easter Word Search



P T R F R R E R D C H G P E Z Z S E U S  
O I E Y T E C F E N D G B C H U R C H P  
N E W J O S T L I A D E N A A P B K E R  
T T O Q M V E S E L Q L P M T B S M N I  
I F L H R B J R A T F Z M Y O F Y T O N  
U A F Y R E B C G E Q E Y Y M S R W T G  
S K J A S A B G V Y X B T T B C X Y S W  
P X T U M V X W E X C F X V M B L D A I  
I E S M D Y I N Q F D C B X T T U Q T H  
L Y L C K A O A H A E U B S N W X I F H  
A I C A V Z S Q H R D P C R O S S K L O  
T R G Y S M E N I W M O K X X O T Z M M  
E H O Z D X D D Q S U Z Y M S W O Z N T  
F F I M E Z M G L F U I I H E N O T C G  
E S B Z A H R K M S B M W A Y V O P X D  
V Q R K K N S E C B A V S R C Z I C H D  
L P L Z I R S H G D P W D L X I W L K W  
B Y I R E H L F F H I G J N E S I R A L  
H K W E U X N Z H A U R C E T Y X A Q I  
B B I B R E I D L O S L E J S L U B K G

ALIVE  
BREAD  
CELEBRATE  
CHURCH  
CROSS  
EASTER  
EGG

EMMAUS  
FEET  
FLOWER  
JESUS  
JUDAS  
LIFE  
PONTIUS PILATE

RISEN  
ROMANS  
SOLDIER  
SPRING  
STONE  
TOMB  
WINE




# Easter Colouring



Print me off  
and colour  
me in!

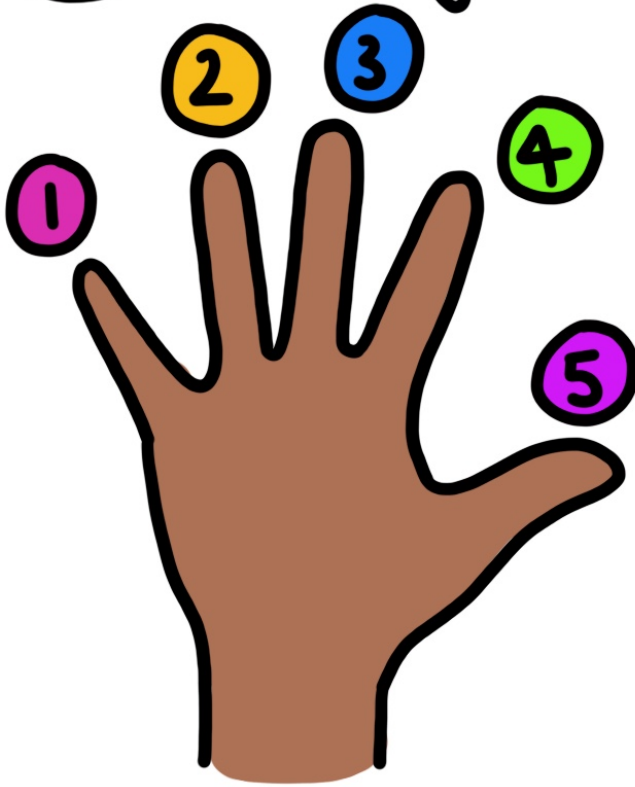


# Design an Egg



Print me off  
and colour  
me in!

# 5 Finger Prayer



Take a quiet moment to pray. Use your 5 fingers to pray for the following things:

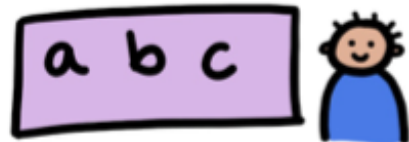
1. Friends and Family




2. The Environment



3. Leaders and Teachers



4. Those who need help



5. Me



Praying is a special time where we talk to God. We can tell God anything and ask him for help.

